

W-2400

230mm Circular Saw



Powerful 2,400W



Makita 5903R
2,000 W



Bosch GKS85
2,200 W

Rigid base ensures fine cutting.



	Type of base	Distortion *
W-2400	Aluminum die casting	2.5mm
MAKITA 5903R		8.2mm
BOSCH GKS85	Steel stamped plate	12.0mm

* Measure the distortion of the base with pressing by 100N force.

W-2400 Circular Saw

RYOBI



شركة الصقور للمعدات الصناعية ذ.م.م




ASSUGOR INDUSTRIAL EQUIPMENT CO. LTD.

Specifications:

Input	2,400W
Blade Diameter	235 mm
Max Cutting Capacity	85 mm (90 degrees) 65 mm (45 degrees)
Rotation Speed	5,000 min ⁻¹
Overall Dimension	387 x 265 x 275 mm
Weight	7.5 kg

Comparison

RYOBI

Brand	RYOBI	RYOBI	BOSCH	MAKITA
Model	W-2400	W-914	GKS 85	5903R
Photo				
Blade	235mm	235mm	235mm	235mm
Input	2,400W	1,850W	2,200W	2,000W
No load speed	5,000min ⁻¹	5,000min ⁻¹	5,000min ⁻¹	4,500min ⁻¹
Cutting Depth	85mm (90 degrees) 65mm (45 degrees)	85mm 62mm	85mm 65mm	85mm 64mm
Dimension	387x265x275mm	375x256x194mm	410x267x280mm	400x285x286mm
Weight	7.5kg	7.0kg	7.5kg	7.2kg